




# UPLOAD HIRES FILES

SET TO “SKI RECORD HR”, let it load,

SET to HOME WIFI, CLICK ON POST NOW, let it post

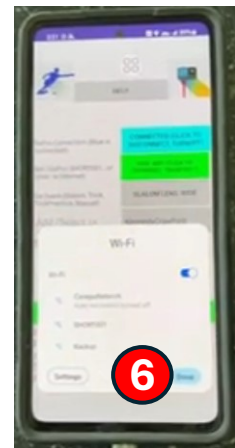
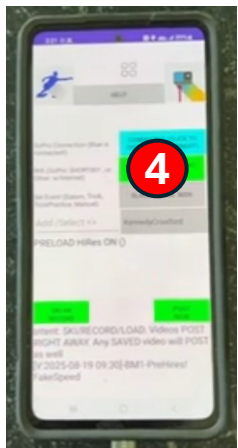
RESET TO GOPRO WIFI



**1** After skiing, and app still running click on SKI /RECORD till it says SKI HR /RECORD

**2** Monitor indicator, as it shows the filename being loaded

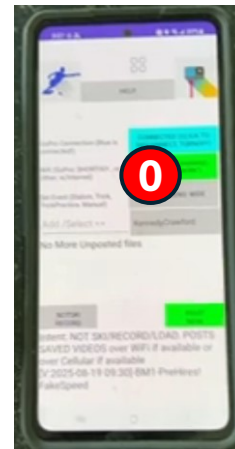

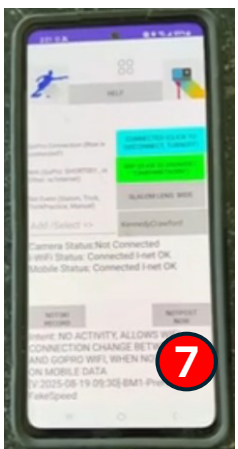
**3** When done loading it will say (No RecentFiles)



**4** Press and hold the GREEN WiFi button

**5** On new screen select your Home WiFi Network.

**6** Once connected Click on 'Done'



**7** Click on POST NOW

**8** Monitor File names as they post

**9** When Done it will say “No More unposted file”

**0** Reset the WiFi to the GoPro (or it may get stuck on Home WiFi), and you can exit the app

See this on YouTube: <https://youtu.be/7hRH4QrZNs>